

Catalogue  
#2154

# Composite Panel Catalogue

COFIWO  
Construction Finishing Works





## Cofiwo Inc.

Build Excellence Together

Cofiwo Construction and Technology Inc. provides integrated product systems and service solutions to the construction industry to assist in the seamless planning, management, and completion of construction projects. Our team of experts produces integrated product systems on a marginal benefit basis to meet all the construction finishing needs of projects.

We are not limited to the supply of products and systems but also offer a wide range of services to support the entire finishing process of projects. Our team provides services such as architectural project design, brand and corporate identity design, logistics, warehousing, storage, packaging, loading, fixing, inventory management, assembly and installation services.

As a Cofiwo, we are proud to be recognized as a trusted partner in the industry.

Website







# INHALT

Concept Index

## Composite Panels

Overview	5
----------	---

## Colors

Shades of Grey	9
Solid	11
Metallic	13
Anodized	15
Metalook	17
Natural Line	19
Urban Line	21
Brushed	23
Wrinkle   Only AL Series	25
Aqua   Only AL Series	27
Denim   Only AL Series	29
Iridium & Sparkling   Only AL Series	31
Real Anodized & Mirror   Only AL Series	33

Inspirations	35
--------------	----

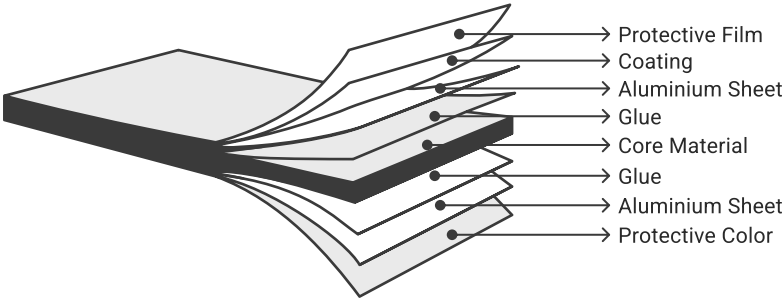
Certifications	57
----------------	----





### Composite Panel Layers

Composite panels consist of multiple layers designed to enhance durability, weather resistance, and aesthetic appeal. These layers typically include a protective film, a coated aluminum sheet, adhesive layers, a core material, and an additional aluminum sheet. The protective color coating provides an extra layer of resilience against external conditions, ensuring long-lasting performance.



### Composite Panels

Composite panels offer a versatile solution for various applications, combining strength with lightweight properties. They are widely used in exterior and interior cladding, signage, and other architectural projects. With different core materials and coating options, these panels provide enhanced durability, fire resistance, and UV protection. Available in multiple thicknesses and finishes, they meet the diverse needs of modern construction and design.

Theme	CofiBond 10000			CofiBond 9000			CofiBond 8000		CofiBond 7000			CofiBond 6000	CofiBond 5000			CofiBond Sign		
Top Aluminium Sheet	0.50 mm			0.45 mm			0.40 mm		0.35 mm			0.30 mm	0.25 mm			0.20 mm		
Bottom Aluminium Sheet	0.50 mm			0.45 mm			0.40 mm		0.35 mm			0.30 mm	0.25 mm			0.20 mm		
Total Panel Thickness	4 / 5 mm	4 / 5 mm	4 / 5 mm	4 / 5 mm	4 / 5 mm	4 mm	4 / 5 mm	4 / 5 mm	4 mm	4 mm	4 mm	4 / 5 mm	2 mm	3 mm	4 mm	2 mm	3 mm	4 mm
Coating Type	PVDF			PVDF			PVDF		vHDPE			HDP	Polyester			Polyester		
Core Material	LDPE	FR	Mineral Core	LDPE	FR	Mineral Core	LDPE	FR	LDPE	FR	Mineral Core	LDPE	LDPE			LDPE		
Application Area	Exterior Cladding			Exterior Cladding			Exterior Cladding		Exterior Cladding			Interior Cladding	Interior Cladding			Signage		
Standard Panel Size	1250 x 3200 mm 1500 x 3200 mm			1250 x 3200 mm 1500 x 3200 mm			1250 x 3200 mm 1500 x 3200 mm		1250 x 3200 mm 1500 x 3200 mm			1250 x 3200 mm 1500 x 3200 mm	1250 x 3200 mm 1500 x 3200 mm			1250 x 3200 mm 1500 x 3200 mm		
Weight (kg/m²)	6.4 / 7.7 kg	8.4 / 9.7 kg	9.2 / 10.7 kg	5.5 / 6.7 kg	7.4 / 8.7 kg	8.2 kg	6.0 / 7.3 kg	8.0 / 9.2 kg	5.1 kg	6.8 kg	7.5 kg	5.0 / 6.1 kg	2.7 kg	3.8 kg	5.0 kg	2.4 kg	3.6 kg	4.7 kg
UV Resistance	20 years			20 years			20 years		15 years			10 years	10 years			5 years		
Fire Class 🔥	B2	B1	A2	B2	B1	A2	B2	B1	B2	B1	A2	B2	E			E		
Fire Resistance 🔥	D-s1-d0	B-s1-d1	A2-s1-d0	D-s2-d0	B-s1-d0	A2-s1-d0	D-s1-d0	B-s1-d1	D-s2-d0	B-s1-d0	A2-s1-d0	D-s1-d0	-			-		
Color Series 🎨	AS Series			AL Series			AS Series		AL Series			AS Series	AL Series			AL Series		

• Standard Panel Size are 1250 x 3200 mm / 1500 x 3200 mm.



# Colors

Color is more than an aesthetic choice — it defines atmosphere, accentuates form, and enhances material identity. Our color range has been thoughtfully developed to complement a wide variety of architectural styles, from bold contemporary lines to understated classic structures. Each tone is selected to offer visual harmony, surface depth, and long-lasting appeal.







## Shades of Grey

Inspired by the refined versatility of grey tones, this collection offers a balanced spectrum ranging from deep, bold hues to soft, understated shades. Each tone brings a sense of depth and neutrality, allowing seamless integration into both contemporary and classic designs.

### AS & AL Series




**Anthracite Grey**  
RAL 7016



**Platin Grey**  
RAL 7036



**Silk Grey**  
RAL 7044




**Black Grey**  
RAL 7021



**Light Grey**  
RAL 7035




**Traffic Grey A**  
RAL 7042




**Beige Grey**  
RAL 7006




**Grey White**  
RAL 9002



**Basalt Grey**  
RAL 7012



**Mouse Grey**  
RAL 7005



**Traffic Grey B**  
RAL 7043



**Quartz Grey**  
RAL 7039



**Black**  
RAL 9005

\* AL and AS Series products can be produce any desired RAL color.





## Solid Colors

Inspired by the vibrancy of pure color, this collection embodies boldness and clarity. With a diverse range of striking hues, it creates dynamic contrasts and enhances any design with a strong visual presence. Whether used to make a statement or to complement other elements, these colors bring harmony appeal to any space.

### AS & AL Series

			
<b>Traffic Red</b> RAL 3020	<b>Ultramarine Blue</b> RAL 5002	<b>Light Brown</b> RAL 1019	<b>Ruby Red</b> RAL 3003
			
<b>Signal White</b> RAL 9003	<b>Moss Green</b> RAL 6005	<b>Ivory</b> RAL 1015	<b>Green</b> RAL 6011
			
<b>Beige</b> RAL 1001	<b>Yellow</b> RAL 1021	<b>Gentian Blue</b> RAL 5010	<b>Cream</b> RAL 9001
			
<b>Steel Blue</b> RAL 5011	<b>Turquoise</b> RAL 5010	<b>Orange</b> RAL 2004	<b>Traffic White</b> RAL 9016
			
<b>Pearl White</b> RAL 1013	<b>Pure White</b> RAL 9010		

\* AL and AS Series products can be produce any desired RAL color.





## //// Metallic Colors

Inspired by the refined allure of metallic tones, this collection embodies a balance of boldness and sophistication. With a dynamic range of rich hues, it brings a distinctive character to both contemporary and timeless designs.

### AL Series




**Metallic Black**  
90-M905-0919



**Gold**  
90-136-0919



**Indiana Copper**  
90-823-1117



**Bright Silver**  
90-B906-0518



**Titanium**  
90-935-1119



**Silver**  
90-906-0317




**Aluminium Grey**  
90-907-0317



**Bronze**  
90-940-1019




**Grey Metallic**  
90-950-0814



**Iron Grey**  
90-711-1118

### AS Series



**Metallic Black**  
NB 861



**Metallic Silver**  
NB 090




**Lys Bronze**  
NB 080




**Pearl Gold**  
NB 011




**Copper**  
NB 081



**Metallic Dark Grey**  
NB 702



**Shiny Metallic Silver**  
NB 092



**Champagne**  
NB 095





## ////// Anodized Colors

Anodized Look family emulates the sleekness of anodized coating through expertly applied paint. While not genuine anodized coating, this collection delivers a similar aesthetic, providing a cost-effective alternative without compromising on style


### AL Series




Anodized Light Gold  
AL001 C2



Anodized Industrial Grey  
AL002 C31




Anodized Deep Bronze  
AL003 C32



Anodized Midnight Black  
AL004 C34



Anodized Satin Silver  
AL005 COEV1



Anodized Satin Brown  
AL006

### AS Series



Brush Silver  
NB 877



Brush Copper  
NB 878




## Metallook Colors

The Metallook Series captures the essence of industrial elegance, blending raw metallic textures with refined aesthetics. Designed for durability and sophistication, these finishes offer depth, luminosity, and a unique visual character.

### AL Series




Corten Steel I  
ML001




Corten Steel II  
ML002



Corten Steel III  
ML003




Pattina Copper  
ML004




Structured Titanium  
ML006



Textured Blue Cloud  
ML007




Transparent Corten Steel II  
ML008



Vintage Copper  
ML009

### AS Series



Copper Patina  
NB 961







## //// Natural Line

The Natural Line collection intricately mirrors the intricate patterns of natural stone and wood discovered in the environment. These panels impart an essence of authenticity and warmth to spaces, providing not just visual charm but also durability and an extended lifespan.

### AL Series



**Marble Black**  
SL003




**Calacatta 1**  
SL007




**Carrara 1**  
SL008



**Carrara 3**  
SL009




**Teak Light**  
W202




**Golden Oak**  
W206



**Ahorn**  
W208 - 1214



**Sunset Teak**  
W212 - 1214




**Bamboo Light**  
W215 - 1214



**Ebony**  
W218 - 1214

### AS Series



**Granite Black**  
NB 890




**Kiefer Line Wood**  
NB 874




**Golden Oak Line Wood**  
NB 857




**Natural Oak**  
NB 872




**Light Cherry**  
NB 870



**Teak**  
NB 876



**Golden Oak Fine Wood**  
NB 856



**Wenge Line**  
NB 895






## Urban Line

The Urban Line family entirely captures the essence of patterns formed by concrete. Panels in this collection mirror the urban landscape, offering a contemporary and industrial aesthetic. Ideal for those seeking a modern and bold statement for their spaces.


### AL Series




Concrete I  
SL003



Concrete II  
SL007



Concrete III  
SL008




Concrete IV  
SL009




Concrete V  
W202



Anthracite Concrete  
W206



Stonehenge  
W208 - 1214



Stonehenge  
W212 - 1214

### AS Series



Concrete  
NB 960



Textured Concrete  
NB 962






## Brushed Colors

Inspired by the timeless beauty of natural marble, this collection combines elegance and durability. With intricate veining and luxurious textures, these tiles bring a sophisticated touch to both modern and classic designs.


### AL Series




**Bright Brushed**  
BL001




**Matt Brushed**  
BL002




**Light Copper Brushed**  
BL003



**Copper Brushed**  
BL004



**Zinc Brushed**  
BL005



**Titanium Brushed**  
BL006

### AS Series



**Brush Silver**  
NB 877



**Brush Copper**  
NB 878







## Wrinkle Colors

Wrinkle family introduces panels with small cracks and creases, creating a wrinkled surface over paint. Collection offers a distinctive texture that adds character and a touch of artistic flair to spaces, making a bold and unique design statement.

### AL Series




Wrinkle Aluwinkle  
T008




Slate Grey  
T009




Lava Black  
T010




Pyrite Gold  
T011




Fine Green Bottle  
T012



Wrinkle Bronze  
T013




Wrinkle Terracota  
T014



Wrinkle Gold  
T016







## /// Aqua Colors

Inspired by the timeless beauty of natural marble, this collection combines elegance and durability. With intricate veining and luxurious textures, these tiles bring a sophisticated touch to both modern and classic designs.


### AL Series



Aqua Grey  
QL001



Aqua Gold  
QL002



Aqua Blue  
QL003





## Denim Colors

Inspired by the rich textures of fabric, the Denim Series blends industrial durability with a refined aesthetic. Its woven-like appearance creates depth and character, making it ideal for both modern and classic designs.

### AL Series



Denim Blue  
DL001



Denim Beige  
DL002






## Iridium & Sparkling Colors

The Iridium & Sparkling Series combines depth, luminosity, and high-performance finishes to create a sophisticated and bold aesthetic. With metallic reflections and dynamic color shifts, this collection enhances both modern and classic designs while ensuring durability and long-lasting brilliance.

### AL Series



Green Pink  
IR009



Ocean Blue  
IR010



Galaxy Blue  
IR011




Amazon  
IR012




Sparkling Black  
S605



Sparkling White  
S606



Sparkling Red  
S608



Sparkling Blue  
S609



Sparkling Green  
S610



Sparkling Black Blue  
S611






## Real Anodized & Mirror

Oxidizing metal surfaces creates a durable and decorative oxide layer resistant to wear and corrosion through an electrochemical process. Aluminum oxide is fully integrated into the underlying aluminum substrate, enhancing its appeal.


### AL Series




Bronze 30M  
RA001



Copper 30M  
RA002



Bronze - 55M  
RA003



Bronze - 85M  
RA004



Silver Mirror (Interior)  
50-LM01



Silver Mirror (Exterior)  
90-LM01



# Inspirations

From architectural icons to everyday brilliance, the following pages showcase real-world examples that demonstrate the versatility, performance, and aesthetic appeal of composite panels.
















































Certifications | AL Series


 **CE**  
Declaration of Performance


 **BBA - UK**  
British Board of Agrément


 **CSTB - France**  
Centre Scientifique et Technique du Bâtiment

 **DIT PLUS - Spain**  
Documento de Idoneidad Técnica PLUS

 **ETA**  
European Technical Assessment

 **ITB - Poland**  
Instytut Techniki Budowlanej

 **GOST-R**  
Gosudarstvennyy Standart Rossii


 **AEAI**  
Association des Experts pour l'Application des Installations


 **TBWIC - UAE**  
Technical Building Works Inspection & Certification


 **TSE**  
Certificate Of Conformity To Turkish Standards

 **ISO 9001**  
Certificate Of Quality Management Systems

Certifications | AS Series

 **CE**  
Declaration of Performance

 **QUALICOAT - Switzerland**  
Qualicoat Seaside Certificate For Architectural Powder Coating


 **QUALANOD - Switzerland**  
Qualanod Quality Label For Sulphuric Acid-Based Architectural Anodizing

 **TSE**  
Certificate Of Conformity To Turkish Standards


 **ISO 3834-2**  
Certificate Of Compliance For Fusion Welding Of Metallic Materials

 **ISO 27001**  
Information Security Management System

 **ISO 50001**  
Energy Management System

 **ISO 14001**  
Environmental Management System

 **ISO 45001**  
Occupational Health And Safety Management System

 **ISO 9001**  
Quality Management System

 **IATF**  
International Automotive Task Force



## Contact Us

### Türkiye Head Office

Soğanlık Yeni Mah. Baltacı Mehmet Paşa Sk. No: 4A/446 Zip: 34880

Kartal, İstanbul / Türkiye

[info@cofiwo.com](mailto:info@cofiwo.com)

0850 450 1954

## Contact Offices

### Cameroon Contact Office

Nfandena, 35141 Omnisport, Yaoundé / Cameroon

[cameroon@cofiwo.com](mailto:cameroon@cofiwo.com)

+237 681 27 83 80

### Netherlands Contact Office

Dromerdijk 25 , 1446BP Purmerend / Netherlands

[netherlands@cofiwo.com](mailto:netherlands@cofiwo.com)

+31 687 312 596

### Canada Contact Office

197 Deepsprings Crescent, ON L6A 3L3 Maple / Canada

[canada@cofiwo.com](mailto:canada@cofiwo.com)

+1 647 612 62 26